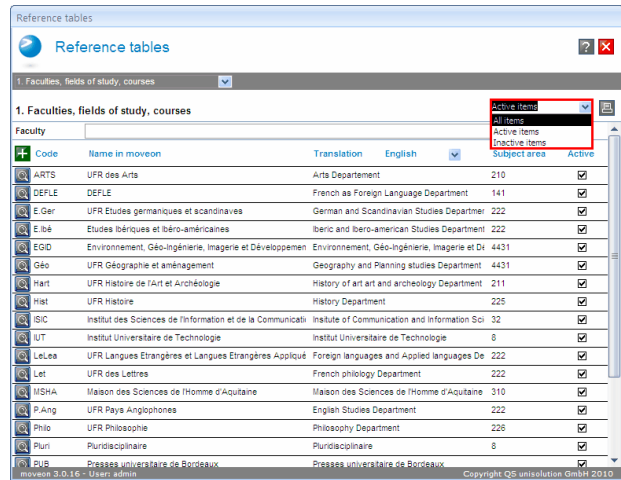


12.1 - New features in moveon 3.0.16

1- Filtering of reference tables by active/inactive status

In the "Reference tables" form the lists of items (e.g. faculties, mobility programmes, funding types) can now be filtered by the active/inactive status of the items. There is a new drop-down list in the top right of the form.

The "Reference tables" form can be accessed from the main menu by clicking "Configuration" and then "Reference tables".

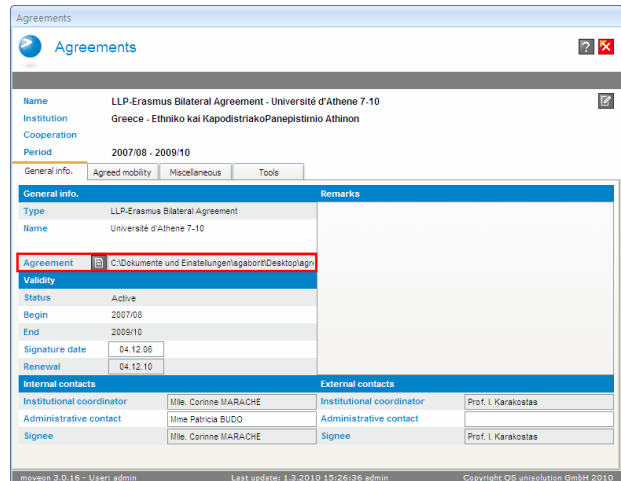


2- Saving of paths to agreements

For each agreement defined in moveon it is now possible to link a file (e.g. a scanned copy of the signed agreement).

When an LLP Erasmus agreement is generated from the software, moveon prompts you to save the path to where the agreement is stored.

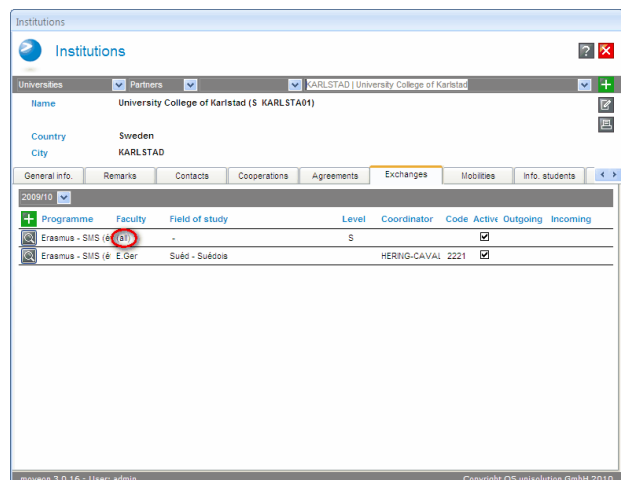
Clicking the "Document" button in the "Agreements" tab of the "Institutions" form opens the associated document. The path can be entered manually in the "Agreements" form, which is opened by clicking the Details button in the same tab.



3- Definition of an exchange possibility open to all faculties

Certain exchange possibilities are open to students/staff of all faculties (e.g. overseas programme).

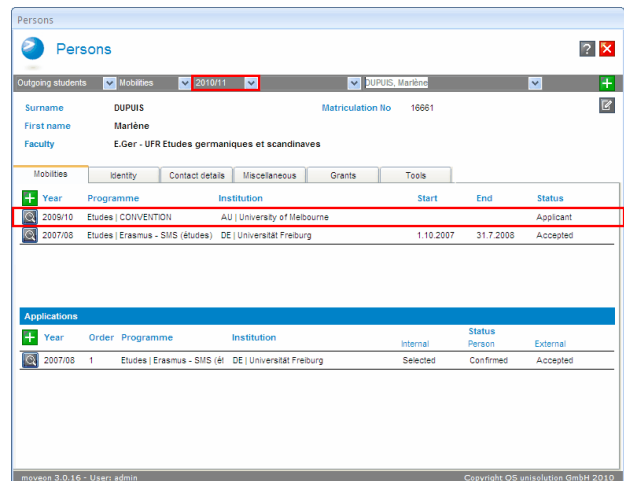
To enter this type of exchange possibility in moveon, leave the Faculty field blank when you add or edit the exchange. The reference "(all)" will then appear in the Faculty column on the "Exchanges" tab of the "Institutions" form.



4- Mobilities over two academic years

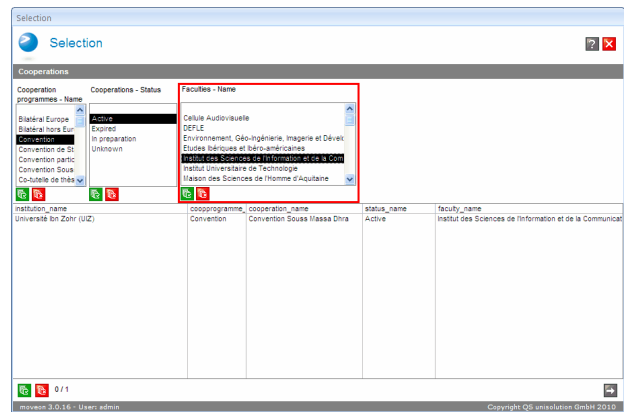
Some students extend their mobilities over two academic years (e.g. double degree students or mobilities lasting two semesters which straddle two academic years).

The selection lists at the top of the "Persons" and "Mobilities" forms now include these mobilities for the two corresponding academic years. The "Mobilities" tab of the "Institutions" form also lists these mobilities in both academic years.



5- Selection of cooperations and cooperation activities by faculty and field of study

In the "Selection of cooperation" and "Selection of cooperation activities" forms it is now possible to filter cooperations or cooperation activities by the faculty or field of study with which they are associated. The faculties and fields of study can also be exported to MS Excel in lists generated from these selection forms.



6- Improved labelling of "Name" columns in exports to MS Excel

When data is exported to MS Excel from selection forms, more than one "Name" column is often exported (e.g. name of institution, name of faculty, name of mobility programme). moveon now exports the name of the item (e.g. Institution, Faculty, Programme) rather than "Name" as the column name, which avoids having to correct the column names manually in the MS Excel file. This also makes it easier to use pivot tables when these fields are used.

Surname	First name	Country	Institution	Mobility programme
LALLEMAND	Pierre	Italy	Università degli studi di Cagliari	Erasmus - SMS (études)
BONNIN	Kévin	Japan	LA FACULTE DES SCIENCES HUMAINES DE NIIGATA	CONVENTION
STOIMENOVA	Temenuzhka	Canada	UNIVERSITE DU QUEBEC A MONTREAL	CREPUQ
TESLA	Chloé	Canada	UNIVERSITE LAVAL	Conv. Profil Int. Laval
DELANGE	Elsa			Bourse Pays étranger
MARIE	Romain	Japan	LA FACULTE DES SCIENCES HUMAINES DE NIIGATA	CONVENTION

7- Swapping of current and home addresses

In the "Address" tab of the "Persons" form a "Swap current and home addresses" button can now be used to change the current address to the home address and vice versa.

8- Restriction of user rights to multiple faculties

For decentralised use of moveon in the faculties it can be useful to restrict the rights of a user to the faculty with which they are associated.

It is now possible to assign more than one faculty to a user, for example in cases where they are managing the mobilities of students from several faculties. The configuration of users takes place in the "Users" form, which can be accessed from the main menu by selecting "Configuration"/"Users".

9- Management of mobilities without specifying an institution

When there is no institution associated with a mobility (e.g. outgoing students looking for a work placement, free mover), it is no longer necessary to specify the institution when adding or editing the mobility (mobility type: without exchange). In this case only the country is displayed in the various forms and lists in moveon.

In the selection forms the "Mobilities-Country" field can now be used to filter mobilities in cases where some institutions are not specified. If the mobility country is not known, you must select "Undefined" as the country.